



CARBON STEEL PRESS FITTINGS

Designed for Gas & Fuel/Oil Piping Systems

DATA SHEET



Product Description:

Titanpress G Carbon Steel Press fittings designed for use in gas and fuel oil applications utilizing ASTM A53, Schedule 10 to Schedule 40 carbon steel pipe. Titanpress G Carbon Steel Press fittings are compatible with most common black iron pipe pressing tools and jaws. Fittings are color coded with yellow dot and removable sticker to notate its HNBR sealing element.

15 Year Limited Warranty for approved gas and fuel oil applications (non-industrial and non-marine applications)

Features and Advantages:

- For use with Sch. 5 to Sch. 40 Carbon Steel Pipe
- Available in diameters 1/2" - 2" (2-1/2" - 4" coming soon)
- Broad offering of 200+ fitting configurations
- QuadGrip™ Interlaced Grip Teeth Provide 360° stability
- Products color coded for easy identification
- Smart Press LBP (Leak Before Press) system

Compatible Pipe:

- ASTM A53 Schedule 5 to Schedule 40 carbon steel pipe

Components:

- Carbon steel body with zinc/nickel corrosion-resistant coating
- HNBR Sealing element
- 420 stainless steel grip ring
- 304 stainless steel separator ring

Operating Performance:

- Operating Pressure: 125 psi max for fuel gas applications
200 PSI Max for other approved applications
- Test Pressure: 600 psi max
- Temperature Range: -40°F to 180°F for fuel gas applications

Certificates and Listings:

- CSA: ANSI LC 4a/CSA 6.32a
- IAPMO: ANSI LC 4a/CSA 6.32a

Approved Systems:

- Natural Gas (up to 125 PSI)
- Propane (up to 125 PSI)
- Mineral Oil (up to 200 PSI)
- Compressed Air (up to 200 PSI)
- Nitrogen (up to 200 PSI)
- Heating Fuel Oil (up to 125 PSI)

Complies With:

- Uniform Mechanical Code (UMC)
- Uniform Plumbing Code (UPC)
- NFPA 54 and 58
- International Mechanical Code (IMC)
- International Plumbing Code (IPC)
- International Fuel Gas Code (IFGC)
- ASME B31: Code for Pressure Piping



CARBON STEEL PRESS FITTINGS

Designed for Mechanical and Fire Sprinkler Systems

DATA SHEET



Product Description:

Titanpress M Carbon Steel Press fittings designed for use in mechanical & fire sprinkler applications utilizing STM A53, Schedule 10 to Schedule 40 carbon steel pipe. Titanpress M Carbon Steel Press fittings are compatible with most common black iron pipe pressing tools and jaws. Fittings are color coded with green dot (EPDM) or white dot (FKM) and removable sticker for easy identification.

15 Year Limited Warranty for approved applications (non-industrial and non-marine applications)

Features and Advantages:

- For use with Sch. 5 to Sch. 40 Carbon Steel Pipe
- Broad offering of 200+ fitting configurations
- Products color coded for easy identification
- Available in diameters 1/2" - 4"
- QuadGrip™ Interlaced Grip Teeth Provide 360° stability
- Smart Press LBP (Leak Before Press) system

Compatible Pipe:

- STM A53, A106, A135, and A795 Schedule 5 to Schedule 40 carbon steel pipe Schedule 80 pipe with low pressure

Components:

- Carbon steel body with zinc/nickel corrosion-resistant coating
- EPDM Sealing element
- FKM Sealing element for 2-1/2" to 4" fittings
- 304 stainless steel separator ring
- Added support ring for 2-1/2" to 4" fittings
- 420 stainless steel grip ring

Operating Performance:

- Operating Pressure: 200 PSI CWP Max
- Test Pressure: 600 PSI CWP Max
- Temperature Range EPDM: 0°F to 250°F
- Temperature Range FKM: 14°F - 284°F (with spikes up to 356°F)

Certificates and Listings:

- UL 213 Listed
- ASTM F3226
- FM Class 1920
- 2-1/2" to 4" Fittings w/ FKM FM Class 1920

Approved Systems:

- Chilled Water (up to 200 PSI)
- Hydronic Heating (up to 200 PSI)
- Fire Sprinkler (up to 200 PSI)
- Low Pressure Steam (up to 15 PSI)
- Dry Compressed Air
- Technical Gases

Complies With:

- Uniform Mechanical Code (UMC)
- Uniform Plumbing Code (UPC)
- NFPA 13, 13D and 13R
- International Mechanical Code (IMC)
- International Plumbing Code (IPC)
- IAPMO PS-117
- ASME B31: Code for Pressure Piping






APPROVED APPLICATIONS

Types of Service	Comments	Pressure	Temperature	Compatible with		
				EPDM	FKM	HNBR
Water & Liquids						
Chilled Water	≤ 50% Ethylene Glycol / Propylene Glycol	200 PSI	See Note 1	•	•	
Hydronic Heating				•	•	
Isopropyl Alcohol				-	Ambient ³	•
Fire Sprinkler	Complaint with UL for NFPA 13, 13D and 13R	175 PSI		•	•	
Low-Pressure Steam	-	15 PSI	Up to 248°F	• ²	• ²	
Fuel, Oil & Lubricants						
Mineral Oil	-	200 PSI	Ambient ³		•	•
Lube Oil	Petroleum Based		Up to 150°F		•	•
Propane	-	125 PSI	-40°F to 180°F			• ⁴
Butane	-					• ⁴
Natural Gas	Primarily Methane					• ⁴
Heating Fuel Oil	-		Up to 100°F		•	•
Diesel Fuel	-				•	•
Gases						
Compressed Air	Less than / Equal 25mg/m3 Oil Content	200 PSI	140°F	• ²	• ²	• ²
Compressed Air	More than / Equal 25mg/m3 Oil Content				• ²	• ²
Nitrogen - N2	-			•	•	•
Argon - Ar	-			•	•	•
Carbon Dioxide - CO2	Dry			•	•	•
Hydrogen - H2	-	125 PSI		•	•	•
Oxygen - O2(Non Medical)	Keep oil and fat free/non-liquid O2	140 PSI				
Vacuum	Minimum Absolute Pressure Maximum Differential Pressure	750 μm Hg 29.2" Hg	Up to 160°F	•	•	•
Acetylene	Test Pressure 350 PSI	20 PSI	Ambient ³	•	•	•

1. System pressure and temperature ranges depend on sealing element. Any ranges listed above will be overruled by the sealing element limits below:
2. System must contain adequate condensate drainage
3. Ambient temperatures should be taken as normal operating conditions for the applications not to exceed sealing element limitations.
4. Compliant with CSA 6.32 / ANSI LC-4.

Sealing Elements Overview:

Sealing Element	Identification	Description
EPDM Operating Temp: 0°F to 250°F	 Green Dot On Fitting With Black Sealing Element	EPDM is an elastomer with a wide range of applications. It is resistant to aging, ozone, sunlight, environmental influences, chemicals, and most alkaline solutions. It is not resistant to hydrocarbon solvent solutions, oils, chlorinated hydrocarbons, turpentine, and gasoline.
FKM Operating Temp: 14°F to 284°F W/ spikes up to 356°F	 White Dot On Fitting With Black Sealing Element	FKM is known for its exceptional high temperature performance, as well excellent resistance to petroleum products and solvents. It possesses excellent resistance to aging, ozone, sunlight, environmental influences, and oils and petroleum-based additives.
HNBR Operating Temp: -40°F to 180°F	 Yellow Dot on Fitting With Yellow Sealing Element	HNBR is known for its physical strength and retention of its properties after long-term exposure to heat, oil, and chemicals. It is not suitable for food contact applications and cannot be installed in drinking water applications.